

SAMPLE DETAILS

SAMPLE NAME: Grand Daddy Purp
Concentrate, Product Inhalable

CULTIVATOR / MANUFACTURER

Business Name:
License Number:
Address:

DISTRIBUTOR / TESTED FOR

Business Name: North Star Canna
License Number:
Address:

SAMPLE DETAIL

Batch Number:
Sample ID: 250512Q019

Date Collected: 05/12/2025
Date Received: 05/12/2025
Batch Size:
Sample Size: 1.0 units
Unit Mass:
Serving Size:



Scan QR code to verify
authenticity of results.

CANNABINOID ANALYSIS - SUMMARY

Total THC: 81.23%


Total CBD: 2.748%

Sum of Cannabinoids: 86.84%

Total Cannabinoids: 86.84%


Total THC/CBD is calculated using the following formulas to take into account the loss of a carboxyl group during the decarboxylation step:
Total THC = $\Delta^9\text{-THC} + (\text{THCa} \cdot 0.877)$
Total CBD = $\text{CBD} + (\text{CBDa} \cdot 0.877)$
Sum of Cannabinoids = $\Delta^9\text{-THC} + \text{THCa} + \text{CBD} + \text{CBDa} + \text{CBG} + \text{CBGa} + \text{THCV} + \text{THCVa} + \text{CBC} + \text{CBCa} + \text{CBDV} + \text{CBDVa} + \Delta^8\text{-THC} + \text{CBL} + \text{CBN}$
Total Cannabinoids = $(\Delta^9\text{-THC} + 0.877 \cdot \text{THCa}) + (\text{CBD} + 0.877 \cdot \text{CBDa}) + (\text{CBG} + 0.877 \cdot \text{CBGa}) + (\text{THCV} + 0.877 \cdot \text{THCVa}) + (\text{CBC} + 0.877 \cdot \text{CBCa}) + (\text{CBDV} + 0.877 \cdot \text{CBDVa}) + \Delta^8\text{-THC} + \text{CBL} + \text{CBN}$

SAFETY ANALYSIS - SUMMARY

Pesticides:  **PASS**


Mycotoxins:  **PASS**

Residual Solvents:  **PASS**

Heavy Metals:  **PASS**

Microbiology (PCR):  **PASS**

Microbiology (Plating): **ND**


Foreign Material:  **PASS**

For quality assurance purposes. Not a Regulatory Hemp Lab Test Report. These results relate only to the sample included on this report. This report shall not be reproduced, except in full, without written approval of the laboratory.

Sample Certification: California Code of Regulations Title 4 Division 19, Department of Cannabis Control Business and Professions Code. Reference: Sections 26100, 26104 and 26110, Business and Professions Code.

Decision Rule: Statements of conformity (e.g. Pass/Fail) to specifications are made in this report without taking measurement uncertainty into account. Where statements of conformity are made in this report, the following decision rules are applied: PASS - Results within limits/specifications, FAIL - Results exceed limits/specifications.

References: limit of detection (LOD), limit of quantification (LOQ), not detected (ND), not tested (NT), $\mu\text{g/g}$ = ppm, $\mu\text{g/kg}$ = ppb, too numerous to count >250 cfu/plate (TNTC), colony-forming unit (cfu)


LQC verified by: Michael Pham
Job Title: Senior Laboratory Analyst
Date: 05/17/2025


Approved by: Josh Wurzer
Job Title: Chief Compliance Officer
Date: 05/17/2025

Amendment to Certificate of Analysis 250512Q019-001



Cannabinoid Analysis

Tested by high-performance liquid chromatography with diode-array detection (HPLC-DAD).

Method: QSP 1157 - Analysis of Cannabinoids by HPLC-DAD

TOTAL THC: 81.23%

Total THC (Δ^9 -THC+0.877*THCa)

TOTAL CBD: 2.748%

Total CBD (CBD+0.877*CBDa)

TOTAL CANNABINOIDS: 86.84%

Total Cannabinoids (Total THC) + (Total CBD) + (Total CBG) + (Total THCV) + (Total CBC) + (Total CBDV) + Δ^8 -THC + CBL + CBN

TOTAL CBG: ND

Total CBG (CBG+0.877*CBGa)

TOTAL THCV: ND

Total THCV (THCV+0.877*THCVa)

TOTAL CBC: 1.49%

Total CBC (CBC+0.877*CBCa)

TOTAL CBDV: ND

Total CBDV (CBDV+0.877*CBDVa)

CANNABINOID TEST RESULTS - 05/12/2025

| COMPOUND | LOD/LOQ (mg/g) | MEASUREMENT UNCERTAINTY (mg/g) | RESULT (mg/g) | RESULT (%) |
|---------------------|----------------|--------------------------------|---------------|------------|
| Δ^9 -THC | 0.06 / 0.26 | ±21.770 | 812.30 | 81.230 |
| CBD | 0.07 / 0.29 | ±0.989 | 27.48 | 2.748 |
| CBC | 0.2 / 0.5 | ±0.34 | 14.9 | 1.49 |
| CBN | 0.1 / 0.3 | ±0.70 | 13.7 | 1.37 |
| Δ^8 -THC | 0.1 / 0.4 | N/A | ND | ND |
| THCa | 0.05 / 0.14 | N/A | ND | ND |
| THCV | 0.1 / 0.2 | N/A | ND | ND |
| THCVa | 0.07 / 0.20 | N/A | ND | ND |
| CBDa | 0.02 / 0.19 | N/A | ND | ND |
| CBDV | 0.04 / 0.15 | N/A | ND | ND |
| CBDVa | 0.03 / 0.53 | N/A | ND | ND |
| CBG | 0.06 / 0.19 | N/A | ND | ND |
| CBGa | 0.1 / 0.2 | N/A | ND | ND |
| CBL | 0.06 / 0.24 | N/A | ND | ND |
| CBCa | 0.07 / 0.28 | N/A | ND | ND |
| SUM OF CANNABINOIDS | | | 868.4 mg/g | 86.84% |

Pesticide Analysis

Pesticide and plant growth regulator analysis utilizing high-performance liquid chromatography-mass spectrometry (HPLC-MS) or gas chromatography-mass spectrometry (GC-MS).

*GC-MS utilized where indicated.

Method: QSP 1212 - Analysis of Pesticides and Mycotoxins by LC-MS or QSP 1213 - Analysis of Pesticides by GC-MS

PESTICIDE TEST RESULTS - 05/15/2025 ✓ PASS

| COMPOUND | LOD/LOQ (µg/g) | ACTION LIMIT (µg/g) | MEASUREMENT UNCERTAINTY (µg/g) | RESULT (µg/g) | RESULT |
|---------------------|----------------|---------------------|--------------------------------|---------------|--------|
| Abamectin | 0.03 / 0.10 | 0.1 | N/A | ND | PASS |
| Acephate | 0.02 / 0.07 | 0.1 | N/A | ND | PASS |
| Acequinocyl | 0.02 / 0.07 | 0.1 | N/A | ND | PASS |
| Acetamiprid | 0.02 / 0.05 | 0.1 | N/A | ND | PASS |
| Aldicarb | 0.03 / 0.08 | ≥ LOD | N/A | ND | PASS |
| Azoxystrobin | 0.02 / 0.07 | 0.1 | N/A | ND | PASS |
| Bifenazate | 0.01 / 0.04 | 0.1 | N/A | <LOQ | PASS |
| Bifenthrin | 0.02 / 0.05 | 3 | N/A | ND | PASS |
| Boscalid | 0.03 / 0.09 | 0.1 | N/A | ND | PASS |
| Captan | 0.19 / 0.57 | 0.7 | N/A | ND | PASS |
| Carbaryl | 0.02 / 0.06 | 0.5 | N/A | ND | PASS |
| Carbofuran | 0.02 / 0.05 | ≥ LOD | N/A | ND | PASS |
| Chlorantraniliprole | 0.04 / 0.12 | 10 | N/A | ND | PASS |


Continued on next page


Pesticide Analysis *Continued*

PESTICIDE TEST RESULTS - 05/15/2025 *continued* ✔ PASS

| COMPOUND | LOD/LOQ (µg/g) | ACTION LIMIT (µg/g) | MEASUREMENT UNCERTAINTY (µg/g) | RESULT (µg/g) | RESULT |
|--|-------------------|------------------------|-----------------------------------|------------------|--------|
| Chlordane* | 0.03 / 0.08 | ≥ LOD | N/A | ND | PASS |
| Chlorfenapyr* | 0.03 / 0.10 | ≥ LOD | N/A | ND | PASS |
| Chlorpyrifos | 0.02 / 0.06 | ≥ LOD | N/A | ND | PASS |
| Clofentezine | 0.03 / 0.09 | 0.1 | N/A | ND | PASS |
| Coumaphos | 0.02 / 0.07 | ≥ LOD | N/A | ND | PASS |
| Cyfluthrin | 0.12 / 0.38 | 2 | N/A | ND | PASS |
| Cypermethrin | 0.11 / 0.32 | 1 | N/A | ND | PASS |
| Daminozide | 0.02 / 0.07 | ≥ LOD | N/A | ND | PASS |
| Diazinon | 0.02 / 0.05 | 0.1 | N/A | ND | PASS |
| Dichlorvos (DDVP) | 0.03 / 0.09 | ≥ LOD | N/A | ND | PASS |
| Dimethoate | 0.03 / 0.08 | ≥ LOD | N/A | ND | PASS |
| Dimethomorph | 0.03 / 0.09 | 2 | N/A | ND | PASS |
| Ethoprophos | 0.03 / 0.10 | ≥ LOD | N/A | ND | PASS |
| Etofenprox | 0.02 / 0.06 | ≥ LOD | N/A | ND | PASS |
| Etoxazole | 0.02 / 0.06 | 0.1 | N/A | ND | PASS |
| Fenhexamid | 0.03 / 0.09 | 0.1 | N/A | ND | PASS |
| Fenoxycarb | 0.03 / 0.08 | ≥ LOD | N/A | ND | PASS |
| Fenpyroximate | 0.02 / 0.06 | 0.1 | N/A | ND | PASS |
| Fipronil | 0.03 / 0.08 | ≥ LOD | N/A | ND | PASS |
| Flonicamid | 0.03 / 0.10 | 0.1 | N/A | ND | PASS |
| Fludioxonil | 0.03 / 0.10 | 0.1 | N/A | ND | PASS |
| Hexythiazox | 0.02 / 0.07 | 0.1 | N/A | ND | PASS |
| Imazalil | 0.02 / 0.06 | ≥ LOD | N/A | ND | PASS |
| Imidacloprid | 0.04 / 0.11 | 5 | N/A | ND | PASS |
| Kresoxim-methyl | 0.02 / 0.07 | 0.1 | N/A | ND | PASS |
| Malathion | 0.03 / 0.09 | 0.5 | N/A | ND | PASS |
| Metalaxyl | 0.02 / 0.07 | 2 | ±0.003 | 0.09 | PASS |
| Methiocarb | 0.02 / 0.07 | ≥ LOD | N/A | ND | PASS |
| Methomyl | 0.03 / 0.10 | 1 | N/A | ND | PASS |
| Mevinphos | 0.03 / 0.09 | ≥ LOD | N/A | ND | PASS |
| Myclobutanil | 0.03 / 0.09 | 0.1 | N/A | ND | PASS |
| Naled | 0.02 / 0.07 | 0.1 | N/A | ND | PASS |
| Oxamyl | 0.04 / 0.11 | 0.5 | N/A | ND | PASS |
| Paclobutrazol | 0.02 / 0.05 | ≥ LOD | N/A | ND | PASS |
| Parathion-methyl | 0.03 / 0.10 | ≥ LOD | N/A | ND | PASS |
| Pentachloronitro- benzene (Quintozene)* | 0.03 / 0.09 | 0.1 | N/A | ND | PASS |
| Permethrin | 0.04 / 0.12 | 0.5 | N/A | ND | PASS |
| Phosmet | 0.03 / 0.10 | 0.1 | N/A | ND | PASS |
| Piperonyl Butoxide | 0.02 / 0.07 | 3 | ±0.008 | 0.25 | PASS |
| Prallethrin | 0.03 / 0.08 | 0.1 | N/A | ND | PASS |
| Propiconazole | 0.02 / 0.07 | 0.1 | N/A | ND | PASS |

Continued on next page


Pesticide Analysis *Continued*
PESTICIDE TEST RESULTS - 05/15/2025 *continued*  **PASS**

| COMPOUND | LOD/LOQ (µg/g) | ACTION LIMIT (µg/g) | MEASUREMENT UNCERTAINTY (µg/g) | RESULT (µg/g) | RESULT |
|-----------------|----------------|---------------------|--------------------------------|---------------|--------|
| Propoxur | 0.03 / 0.09 | ≥ LOD | N/A | ND | PASS |
| Pyrethrins | 0.04 / 0.12 | 0.5 | N/A | ND | PASS |
| Pyridaben | 0.02 / 0.07 | 0.1 | N/A | ND | PASS |
| Spinetoram | 0.02 / 0.07 | 0.1 | N/A | ND | PASS |
| Spinosad | 0.02 / 0.07 | 0.1 | N/A | ND | PASS |
| Spiromesifen | 0.02 / 0.05 | 0.1 | N/A | ND | PASS |
| Spirotetramat | 0.02 / 0.06 | 0.1 | N/A | ND | PASS |
| Spiroxamine | 0.03 / 0.08 | ≥ LOD | N/A | ND | PASS |
| Tebuconazole | 0.02 / 0.07 | 0.1 | N/A | ND | PASS |
| Thiacloprid | 0.03 / 0.10 | ≥ LOD | N/A | ND | PASS |
| Thiamethoxam | 0.03 / 0.10 | 5 | N/A | ND | PASS |
| Trifloxystrobin | 0.03 / 0.08 | 0.1 | N/A | ND | PASS |


Mycotoxin Analysis

Mycotoxin analysis utilizing high-performance liquid chromatography-mass spectrometry (HPLC-MS).

Method: QSP 1212 - Analysis of Pesticides and Mycotoxins by LC-MS

MYCOTOXIN TEST RESULTS - 05/15/2025  **PASS**

| COMPOUND | LOD/LOQ (µg/kg) | ACTION LIMIT (µg/kg) | MEASUREMENT UNCERTAINTY (µg/kg) | RESULT (µg/kg) | RESULT |
|-----------------|-----------------|----------------------|---------------------------------|----------------|--------|
| Aflatoxin B1 | 2.0 / 6.0 | | N/A | ND | |
| Aflatoxin B2 | 1.8 / 5.6 | | N/A | ND | |
| Aflatoxin G1 | 1.0 / 3.1 | | N/A | ND | |
| Aflatoxin G2 | 1.2 / 3.5 | | N/A | ND | |
| Ochratoxin A | 6.3 / 19.2 | 20 | N/A | ND | PASS |
| Total Aflatoxin | | 20 | | ND | PASS |


Residual Solvents Analysis

Residual Solvent analysis utilizing gas chromatography-mass spectrometry (GC-MS).

Method: QSP 1204 - Analysis of Residual Solvents by GC-MS

RESIDUAL SOLVENTS TEST RESULTS - 05/15/2025  **PASS**

| COMPOUND | LOD/LOQ (µg/g) | ACTION LIMIT (µg/g) | MEASUREMENT UNCERTAINTY (µg/g) | RESULT (µg/g) | RESULT |
|--------------------------------|----------------|---------------------|--------------------------------|---------------|--------|
| Propane | 10 / 20 | 5000 | N/A | ND | PASS |
| n-Butane | 10 / 50 | 5000 | N/A | ND | PASS |
| n-Pentane | 20 / 50 | 5000 | N/A | ND | PASS |
| n-Hexane | 2 / 5 | 290 | N/A | ND | PASS |
| n-Heptane | 20 / 60 | 5000 | N/A | ND | PASS |
| Benzene | 0.03 / 0.09 | 1 | N/A | ND | PASS |
| Toluene | 7 / 21 | 890 | N/A | ND | PASS |
| Total Xylenes | 50 / 160 | 2170 | N/A | ND | PASS |
| Methanol | 50 / 200 | 3000 | N/A | ND | PASS |
| Ethanol | 20 / 50 | 5000 | N/A | ND | PASS |
| 2-Propanol (Isopropyl Alcohol) | 10 / 40 | 5000 | N/A | ND | PASS |
| Acetone | 20 / 50 | 5000 | N/A | ND | PASS |
| Ethyl Ether | 20 / 50 | 5000 | N/A | ND | PASS |

Continued on next page



Residual Solvents Analysis

Continued

RESIDUAL SOLVENTS TEST RESULTS - 05/15/2025 *continued* ✓ PASS

| COMPOUND | LOD/LOQ (µg/g) | ACTION LIMIT (µg/g) | MEASUREMENT UNCERTAINTY (µg/g) | RESULT (µg/g) | RESULT |
|--------------------------------------|----------------|---------------------|--------------------------------|---------------|--------|
| Ethylene Oxide | 0.3 / 0.8 | 1 | N/A | ND | PASS |
| Ethyl Acetate | 20 / 60 | 5000 | N/A | ND | PASS |
| Chloroform | 0.1 / 0.2 | 1 | N/A | ND | PASS |
| Dichloromethane (Methylene Chloride) | 0.3 / 0.9 | 1 | N/A | ND | PASS |
| Trichloroethylene | 0.1 / 0.3 | 1 | N/A | ND | PASS |
| 1,2-Dichloroethane | 0.05 / 0.1 | 1 | N/A | ND | PASS |
| Acetonitrile | 2 / 7 | 410 | N/A | ND | PASS |



Heavy Metals Analysis

Heavy metal analysis utilizing inductively coupled plasma-mass spectrometry (ICP-MS).

Method: QSP 1160 - Analysis of Heavy Metals by ICP-MS

HEAVY METALS TEST RESULTS - 05/15/2025 ✓ PASS

| COMPOUND | LOD/LOQ (µg/g) | ACTION LIMIT (µg/g) | MEASUREMENT UNCERTAINTY (µg/g) | RESULT (µg/g) | RESULT |
|----------|----------------|---------------------|--------------------------------|---------------|--------|
| Arsenic | 0.02 / 0.1 | 0.2 | N/A | ND | PASS |
| Cadmium | 0.02 / 0.05 | 0.2 | N/A | ND | PASS |
| Lead | 0.04 / 0.1 | 0.5 | N/A | ND | PASS |
| Mercury | 0.002 / 0.01 | 0.1 | N/A | ND | PASS |



Microbiology Analysis

PCR AND PLATING

Analysis conducted by polymerase chain reaction (PCR) and fluorescence detection of microbiological contaminants.

Method: QSP 1221 - Analysis of Microbiological Contaminants

MICROBIOLOGY TEST RESULTS (PCR) - 05/17/2025 ✓ PASS

| COMPOUND | ACTION LIMIT (cfu/g) | RESULT (cfu/g) | RESULT |
|---|----------------------|----------------|--------|
| Bile-Tolerant Gram-Negative Bacteria | | ND | |
| <i>Salmonella</i> spp. | Not Detected in 1g | ND | PASS |
| Shiga toxin-producing <i>Escherichia coli</i> | Not Detected in 1g | ND | PASS |
| <i>Staphylococcus aureus</i> | | ND | |

Analysis conducted by 3M™ Petrifilm™ and plate counts of microbiological contaminants.

Method: QSP 6794 - Plating with 3M™ Petrifilm™

MICROBIOLOGY TEST RESULTS (PLATING) - 05/17/2025 ND

| COMPOUND | RESULT (cfu/g) |
|------------------------|----------------|
| Total Aerobic Bacteria | ND |
| Total Yeast and Mold | ND |



Foreign Material
Analysis

Visual analysis includes, but is not limited to, sand, soil, cinders, dirt, mold, hair, insect fragments, and mammalian excreta.

Method: QSP 1226 - Analysis of Foreign Material in Cannabis and Cannabis Products

FOREIGN MATERIAL TEST RESULTS - 05/14/2025 ✓ PASS

| COMPOUND | ACTION LIMIT | RESULT (per 3 Grams) | RESULT |
|---|-----------------|----------------------|--------|
| Hair Count | > 1 per 3 grams | 0.0 | PASS |
| Insect Fragment Count | > 1 per 3 grams | 0.0 | PASS |
| Mammalian Excreta Count | > 1 per 3 grams | 0.0 | PASS |
| Total Sample Area Covered by an Imbedded Foreign Material | >25% | None | PASS |
| Total Sample Area Covered by Mold | >25% | None | PASS |
| Total Sample Area Covered by Sand, Soil, Cinders, or Dirt | >25% | None | PASS |

NOTES

Reason for Amendment: Add/Remove Test(s)